

eHome & eHome Link

Top-quality home charging made affordable for all

Application

Designed to be installed at a variety of home charging settings, such as a home garage or communal parking.

Conceptual Design

An attractive and compact design is key for home chargers to fit into your garage. The eHome Link wallbox was created drawing on this vision, for great durability and an easy-to-use design, while remaining affordable.



Product highlights eHome

- Its **LED bar at the front** provides users with information about the charger's status (working, not working, etc.) and the EV's charging status: charging (flashing blue light) vs. charged (constant blue light).
- **Maximum charging current dial.**
- **Remotely activated** charge using an external ON/OFF input signal (i.e., timer).
- Compatible with the **Home BeOn sensor** to dynamically adjust the consumption of the electric vehicle according to the power available. This means there is no risk of overloading or the need to upgrade the power system.
- Its **housing** is made of ABS plastic, which is strong and UV-resistant.
- The wallbox eHome series features a reserved space in case you want to include **your own branding** on it.

eHome Link's features

- **Overvoltage detector with auto reset** to protect the vehicle and charger.
- 6 mA DC **leakage current detector.**
- **RS485 Modbus Communication** for integrating with PV power systems, and in general with external HEMS (Home Energy Management Systems) for smart management and monitoring.

eHome & eHome Link Series

General Specifications

Enclosure rating	IP54 / IK10*
Enclosure material	ABS-PCV0
Operating temperature	-5 °C to +45 °C
Storage temperature	-40 °C to +60 °C
Operating humidity	5% to 95% non-condensing
Light beacon	RGB indicators
Current Setting	Built-in dial
Dimensions (D x W x H)	115x180x315 mm
Weight	4 kg
External input	Remotely activated charging
Optional devices	
eHome & eHome Link	
Type 2 Socket Protector	Shutter
Power limit control**	Home BeON sensor
Cable holder	Metal holder
Customisation	Logo customisation







*IK08 for some components on the body of the charger. Screen and beacon.
**Only for single-phase models.

eHome Link Specifications

Operating temperature	-30 °C to +45 °C
Communication	RS485 Modbus
Differential current protection	6 mA DC
Overvoltage protection	Detector with auto reset



Model Specifications

Model	T1C32	T2C32	T2S32	T2C16 TRI	T2S16 TRI	GB/T
AC power supply	1P + N + PE	1P + N + PE	1P + N + PE	3P + N + PE	3P + N + PE	1P + N + PE
AC voltage	230 VAC +/-10%	230 VAC +/-10%	230 VAC +/-10%	400 VAC +/-10%	400 VAC +/-10%	230V ±10%
Maximum current	32 A	32 A	32 A	16 A	16 A	32 A
Maximum power	7.4 kW	7.4 kW	7.4 kW	11 kW	11 kW	7.4 kW
Connector	Type 1 Cable	Type 2 Cable	Type 2 Socket	Type 2 Cable	Type 2 Socket	Type 2 Socket
						

Series	Protection devices	PV & HEMS communications	Operating temperature
eHome	RCD + 6 mA as an optional module (only model with cable)	RS485 is optional	LTK is optional -5 °C to +45 °C
eHome Link	6 mA Overvoltage	RS485	-30 °C to +45 °C

Home BeON Compatible

Intelligent sensor for single-phase systems

Home BeON is a sensor that can be easily added to a fuse box to dynamically adjust the current supplied to the EV to the power available at any given time, thus avoiding overloading.

